



**PRIDE**<sup>®</sup>  
M O B I L I T Y  
L I V E Y O U R B E S T<sup>®</sup>

TRAVEL/SCOOTER COLLECTION

**4-5**

Zero Turn 8 / Zero Turn 10

---

**6-7**

iRIDE® 2 / i-Go Folding Scooter

---

**8-9**

Go Go Elite Traveller®  
Go Go® Endurance Li

---

**10-11**

Go Go® Sport  
Go Go® LX (with CTS Suspension)

---

**12-13**

Go Go® Ultra X / Go Go® ES 2

---

**14-15**

Revo® 2.0 / Victory® LX Sport

---

**16-17**

Victory® 10 / Victory® 10.2

---

**18-19**

Victory® 9 / Maxima

---

**20**

Accessories



“

MY PRIDE SCOOTER HAS  
BEEN A LIFESAVER  
FOR ME. I COULD NOT  
DO LIFE WITHOUT IT.

— Etta G.,  
*White Plains, NY*

# ZERO TURN8

## Zero Turn 8

Your mobility has turned a corner with the Zero Turn 8, an innovative scooter equipped with iTurn Technology™, enabling you to maneuver this scooter through small spaces and around tight corners! Plus, enjoy full lighting, plenty of storage and a USB charger.



Up To  
**13.1**  
Miles Per Charge at 200 lbs.

**37.25"**  
Turning Radius

Up To  
**5.9mph**  
Maximum Speed

**325lbs.**  
Weight Capacity

FDA Class II Medical Device\*

Sapphire Blue

Pewter

Pearl White

Black Onyx

Green Moonstone

Fire Opal



# ZERO TURN10

Up To  
**21.2**  
Miles Per Charge at 200 lbs.

**43"**  
Turning Radius

Up To  
**7.3mph**  
Maximum Speed

**400lbs.**  
Weight Capacity



## Zero Turn 10

The Zero Turn 10 can traverse the most beautiful, out-of-reach places and move seamlessly through doors and hallways in your home. This scooter combines powerful dual motors and two-wheel drive with revolutionary turning technology. Let the Zero Turn 10 carry you to places unknown.

FDA Class II Medical Device<sup>1</sup>

*Candy Apple Red*

*Ocean Blue (Matte)*

*Pearl White*

*Black<sup>11</sup> (Matte)*



# iRIDE<sup>2</sup>

## iRide<sup>®</sup> 2

Journey far and wide with the iRIDE<sup>®</sup> 2! This ultra-lightweight scooter is super portable and perfect for traveling. Equipped with both a manual handbrake and supplemental foot brake, the iRIDE<sup>®</sup>2 delivers a safe and comfortable ride. A folding back has been added for increased comfort, along with an upgraded LCD display for increased functionality.



Up To  
**12**  
Miles Per Charge at 200 lbs.

**33.5"**  
Turning Radius

Up To  
**5.8mph**  
Maximum Speed

**250lbs.**  
Weight Capacity

Non-Medical Device

Raspberry

Mango

Arctic Ice

Blackberry





Up To  
**9.3**  
Miles Per Charge at 220 lbs.

**45.9"**  
Turning Radius

Up To  
**4mph**  
Maximum Speed



**275lbs.**  
Weight Capacity



Non-Medical Device

i-Go™

The i-Go™ Folding Scooter supports you when you refuse to compromise. So, when you're dreaming of a cruise vacation, know that i-Go™ comes with the all-day power, speed and versatility to take you there and back again. When disassembled, the heaviest piece weighs less than 32 lbs. and has a height of less than 12" for easy storage.



FLIP-UP ARMRESTS  
(OPTIONAL ACCESSORY)



PHONE HOLDER  
(OPTIONAL ACCESSORY)



REMOVABLE STORAGE  
(STANDARD)



*Iceberg Blue (matte)*

*Sugar Plum (matte)*

*White (matte)*

*Black (matte)*

**ACCESSORIES:**

- Armrests
- Phone holder
- Cup holder
- Rearview mirror
- Spare battery
- Travel kit

**GO GO**  
ELITE TRAVELLER®

# Go Go Elite Traveller®

Every day is a new adventure with the Go Go Elite Traveller®, an exceptionally stable and maneuverable travel scooter. With easy disassembly and a convenient storage basket, the Go Go Elite Traveller keeps up with your active life!



Up To  
**9.75**  
Miles Per Charge

**44"**  
Turning Radius

Up To  
**4mph**  
Maximum Speed

**300lbs.**  
Weight Capacity

FDA Class II Medical Device<sup>1</sup>

Also available in 3-wheel. Please see back two pages for specifications.

Red

Blue

Interchangeable Shrouds





**GO GO**  
ENDURANCE Li

Up To  
**14.4**  
Miles Per Charge  
(16AH\* MAXX Battery Pack)

**48.25"**  
Turning Radius

Up To  
**4.2mph**  
Maximum Speed

**325lbs.**  
Weight Capacity



## Go Go® Endurance Li

With the Go Go® Endurance Li, traveling has never been easier! This 4-wheel scooter has everything you need for a safe and convenient trip. With the standard 8AH airline-compliant lithium battery pack, the Go Go Endurance is perfect for air travel. Feather-touch disassembly provides the portability you need.

\*16 AH battery pack does not meet airline requirements.

FDA Class II Medical Device<sup>1</sup>

*Garnet Red (matte)*

*Euro Grey*

*Interchangeable Shrouds*



**GO GO**<sup>®</sup>  
*SPORT*

## Go Go<sup>®</sup> Sport

It's time to make your mark on this world! The Go Go<sup>®</sup> Sport offers simple disassembly and an ergonomic delta tiller, perfect for one-handed operation. Enjoy the versatility of this sporty scooter, as well as bright LED lighting.



Up To  
**12**  
Miles Per Charge

**50.5"**  
Turning Radius

Up To  
**4.7 mph**  
Maximum Speed

**325 lbs.**  
Weight Capacity

FDA Class II Medical Device<sup>1</sup>

Also available in 3-wheel. Please see back two pages for specifications.

Red

Blue



**GO GO**<sup>®</sup>  
LX WITH CTS SUSPENSION

Up To  
**6**  
Miles Per Charge

**33.5"**  
Turning Radius

Up To  
**4.4mph**  
Maximum Speed

**300lbs.**  
Weight Capacity



## Go Go<sup>®</sup> LX with CTS

There's smooth, and then there's the Go Go<sup>®</sup> LX with CTS! This scooter has revolutionary suspension for the smoothest, most comfortable ride. From the park to your backyard, this feature-rich scooter offers best-in-class ride quality.

FDA Class II Medical Device<sup>1</sup>



Red

Blue

*Interchangeable Shrouds*

Orion Yellow

Onyx Black

Pearl Pink

Sunburst Orange

*Optional*



**GO GO**<sup>®</sup>  
ULTRA X

## Go Go<sup>®</sup> Ultra X

Enjoy worry-free travel with the Go Go<sup>®</sup> Ultra X, an ultra-compact scooter that is simple to disassemble. Ride in comfort and style with the foldable swivel seat and keep your personal items handy with the front basket.



Up To  
**8.9**  
Miles Per Charge at 200 lbs.

**52.25"**  
Turning Radius

Up To  
**4.1mph**  
Maximum Speed

**300lbs.**  
Weight Capacity

FDA Class II Medical Device<sup>1</sup>

Also available in 3-wheel. Please see back two pages for specifications.

Black

PRIDE



**GO•GO<sup>®</sup>**  
*es2*

Up To  
**6.24**  
Miles Per Charge

**31"**  
Turning Radius

Up To  
**4mph**  
Maximum Speed

**250lbs.**  
Weight Capacity



## Go Go<sup>®</sup> ES 2

Get ready to go with the Go Go<sup>®</sup> ES 2 Scooter! Compact and lightweight, this scooter has two speed settings for ultimate versatility, whether you are indoors or outdoors. It's perfect for errands and quick trips! Plus, a front basket provides plenty of storage space.

FDA Class II Medical Device<sup>1</sup>

*Black*



# REVO® 2.0

## Revo® 2.0

Robustly rugged meets brilliant convenience. With the Revo® 2.0, there is nothing you can't handle! This tough and dependable scooter has powerful suspension for a smooth ride, yet easily disassembles for full portability.



Up To  
**17.8**  
Miles Per Charge at 200 lbs.

**52"**  
Turning Radius

Up To  
**5.2mph**  
Maximum Speed

**400lbs.**  
Weight Capacity

FDA Class II Medical Device<sup>1</sup>

Also available in 3-wheel. Please see back two pages for specifications.

Grey Street

True Blue



VICTORY® LX SPORT

Up To  
**19.7**  
Miles Per Charge at 200 lbs.

**61.25"**  
Turning Radius

Up To  
**8.6mph**  
Maximum Speed

**400lbs.**  
Weight Capacity



FDA Class II Medical Device<sup>1</sup>

## Victory® LX Sport

You're active and always on the go. You need a scooter that is up to the task! Appeal to your sporty side with the Victory® LX Sport. Enjoy premium suspension, bright lighting and other sophisticated features, all in one sporty package.

*Candy Apple Red*

*True Blue*



# VICTORY 10

## Victory® 10

Versatility knows no bounds with the Victory® 10. Enjoy simple disassembly with one hand and drive up to 16 miles on a single charge. You won't miss a beat with this scooter, which includes a bright LED headlight. Anything is possible with the Victory 10!



Up To  
**15.5**  
Miles Per Charge

**54"**  
Turning Radius

Up To  
**5.3mph**  
Maximum Speed

**400lbs.**  
Weight Capacity

FDA Class II Medical Device<sup>1</sup>

Also available in 3-wheel. Please see back two pages for specifications.

Candy Apple Red

Viper Blue





VICTORY 10.2

Up To  
**13**  
Miles Per Charge

**45"**  
Turning Radius

Up To  
**5.2mph**  
Maximum Speed

**400lbs.**  
Weight Capacity



## Victory® 10.2

Embrace your potential! The Victory® 10.2 is fully loaded with style and advanced features, including frosted LED headlights and an integrated storage space with cup holder. Drive at speeds up to 5.2 mph and see what life has in store for you!

*ONLY available in 3-wheel. Please see back two pages for specs.*

FDA Class II Medical Device<sup>1</sup>

*Candy Apple Red*

*Ocean Blue (Matte)*



# VICTORY® 9

## Victory® 9

Sophisticated and stylish, the Victory® 9 is everything you could want in a scooter. The delta tiller lets you operate the scooter with a single hand. Enjoy easy disassembly and plenty of lighting with the LED headlight.



Up To  
**13**  
Miles Per Charge

**51.5"**  
Turning Radius

Up To  
**5.3mph**  
Maximum Speed

**300lbs.**  
Weight Capacity

FDA Class II Medical Device<sup>1</sup>

Also available in 3-wheel. Please see back two pages for specs.

Candy Apple Red



# MAXIMA

Up To  
**19.5**  
Miles Per Charge

**53"**  
Turning Radius

Up To  
**5.8mph**  
Maximum Speed

**500lbs.**  
Weight Capacity



## Maxima

Experience the comfort of a new high-back, depth adjustable limited recline seat that swivels for easier access.

The Maxima scooter comes standard with front and side bumpers, a USB charger and full LED lighting!


*Also available in 3-wheel. Please see back two pages for specs.*

FDA Class II Medical Device<sup>1</sup>

*Garnet Red (Matte)*

*Ocean Blue (Matte)*





# ACCESSORIES

1. Cane Clip Attachment | 2. Cup Holder | 3. Under Seat Storage | 4. Single OR Double Cane Holder | 5. XLR USB Charger  
 6. Rear Basket | 7. Oxygen Holder | 8. Ram® X-Grip Cell Phone Holder | 9. Wishbone Crutch Holder | 10. Lap Belt | 11. Saddlebag  
 12. Walker Holder | 13. Rearview Mirror | 14. Weather Cover | 15. Military Patches | 16. Safety Flag

“

MY PRIDE SCOOTER IS  
SIMPLE TO OPERATE  
AND A BREEZE TO TRANSPORT.  
I TAKE MY SCOOTER EVERYWHERE  
WITH ME. PRIDE SCOOTERS HAVE  
GIVEN ME MY LIFE BACK!





— Sandy M.,  
*Homer Glen, IL*

MODEL NAME / NUMBER	ZERO TURN 8 <sup>1</sup> JAZZYZTS	ZERO TURN 10 <sup>1</sup> S710ZT	iRIDE® 2 S25	i-GO™ SC20	GO GO ELITE TRAVELLER® <sup>1</sup> SC40E (3W), SC44E (4W)	GO GO® ENDURANCE Li <sup>1</sup> S54LXLIT	GO GO® SPORT <sup>1</sup> S73 (3W), S74 (4W)	GO GO® LX WITH CTS <sup>1</sup> S50LX
WEIGHT CAPACITY	325 lbs.	400 lbs.	250 lbs.	275 lbs.	300 lbs.	325 lbs.	325 lbs.	300 lbs.
MAXIMUM SPEED <sup>2</sup>	Up to 5.9 mph	Up to 7.3 mph	Up to 5.8 mph	Up to 4 mph	Up to 4 mph	Up to 4.2 mph	Up to 4.7 mph	Up to 4.4 mph
GROUND CLEARANCE <sup>3,8,9</sup>	1.3" at motor, 1.5" at anti-tip, 3.5" (side deck)	2" at motor 3" at mid-frame	1.3" at mid-frame	4.2" at mid-frame	1.38" at motor, 0.75" at anti-tip, 2.25" at mid frame	1.5" at motor 3.23" at deck	1.5" at motor, 0.75" at anti-tip	1.5" at motor / 0.75" at anti-tip
TURNING RADIUS <sup>3</sup>	37.25"	43"	33.5"	45.9"	3W: 33" 4W: 44"	48.25"	3W: 36" 4W: 50.5"	33.5"
OVERALL LENGTH / WIDTH <sup>3,7</sup>	45.75" / 20.75"	48" / 24.25"	38" / 19.25"	44" / 20.3"	3W: 37" 4W: 39.5" / 19.5"	42" / 20.5"	3W: 42" 4W: 43" / 21.25"	39.75"
SEAT-TO-GROUND HEIGHT	22" - 23.5"	23.25" - 24.75"	19" - 20"	22.25"	18.25" - 20.25"	21.25" - 22.75"	20.5" - 22"	20.75" - 22.25"
SEAT-TO-DECK HEIGHT	17" - 18.5"	17.75" - 19.25"	11.5" - 12.5"	14.6"	15.75" - 17.25"	16.25" - 17.75"	17" - 18"	16.25" - 17.75"
FRONT WHEELS (TIRES)	2"x7" solid	9" solid	6.5" solid	8" hub motor	3W: 2" x 8" solid 4W: 2" x 7" solid	2" x 8" solid	3W: 3" x 8" solid 4W: 3" x 9" solid	2" x 8" solid
REAR WHEELS (TIRES)	2.5"x9" solid	10.75" solid	6.75" solid	9" perforated	2.5" x 8" solid	2" x 8" solid	3" x 9" solid	2.5" x 8" solid
SUSPENSION	Front and rear (CTS)	Front and rear (CTS)	N/A	N/A	N/A	Front and rear (CTS)	N/A	Front and rear (CTS)
RANGE PER CHARGE <sup>5</sup>	Up to 11 miles (at 325 lbs.) Up to 13.1 miles (at 200 lbs.)	Up to 15.9 miles (at 400 lbs.) Up to 21.2 miles (at 200 lbs.)	Up to 10 miles at 250 lbs. Up to 12 miles at 200 lbs.	Up to 7 miles at 275 lbs. Up to 9.3 miles at 220 lbs.	3W: Up to 7.25 miles (12 AH) 4W: Up to 6 miles (12 AH) 3W: Up to 10.5 miles (18 AH) 4W: Up to 9.75 miles (18 AH)	Up to 7.2 miles (8 AH) Up to 14.4 miles at 200 (16 AH)	3W: Up to 12.75 miles 4W: Up to 12 miles	Up to 6 miles
HEAVIEST PIECE <sup>3</sup>	48 lbs. (rear section)	75 lbs. (front section)	32 lbs. (base only)	32.8 lbs. (rear base with seat back)	3W: 29.5 lbs. (front section) 4W: 34 lbs. (front section)	40.75 lbs. (front section)	3W: 35.75 lbs. (front section) 4W: 44 lbs. (front section)	33 lbs. (front section)
STANDARD SEATING	Type: Compact, foldable Weight: 27 lbs. Material: Black vinyl Dimensions: Width: 17", Depth: 17", Back height: 14"	Type: Foldable, deluxe contour Weight: 34 lbs. or foldable, compact Weight: 30 lbs. Material: Black vinyl Dimensions: Width: 18", Depth: 17"	Type: Compact, removable with folding back Weight: 10 lbs. Material: Molded plastic Dimensions: 14.75" x 13.5"	Type: Compact, folding (back is removable) Material: Molded plastic Dimensions: 16" x 16"	Type: Compact, foldable Weight: 23 lbs. Material: Black vinyl Dimensions: Width: 17", Depth: 17"	Type: Compact, foldable Weight: 23 lbs. Material: Black vinyl Dimensions: 17"x17", 20"x18"	Type: Compact, foldable Weight: 23 lbs. Material: Black vinyl Dimensions: Width: 17", Depth: 17"	Type: Compact, foldable Weight: 23 lbs. Material: Black vinyl Width: 17", Depth: 17"
DRIVE SYSTEM	24-volt DC motor, rear-wheel drive, dual in-line	24-volt DC motor, rear-wheel drive, dual in-line	36 volt brushless hub motor	Front-wheel drive, Brushless Hub, 24-volt DC motor	24-volt DC motor, sealed transaxle	24-volt DC motor, sealed transaxle	24-volt DC motor, sealed transaxle	24-volt DC motor, sealed transaxle
BRAKING SYSTEM	Regenerative and electromechanical	Regenerative and electromechanical	Manual, dual disc	Regenerative and electromechanical	Regenerative and electromechanical	Regenerative and electromechanical	Regenerative and electromechanical	Regenerative and electromechanical
BATTERIES <sup>4,13</sup>	(2) 22 AH	(2) 40 AH	(1) 36 volt, 5.2 AH lithium ion <sup>13</sup>	(1) 25.2V 9.6 Ah Rechargeable Lithium-Ion	(2) 12 AH (standard) or (2) 18 AH (optional)	8 AH <sup>13</sup> lithium ion battery pack or 16 AH <sup>12</sup> lithium ion battery pack (optional)	(2) 18 AH	(2) 12 AH
BATTERY WEIGHT <sup>5,6</sup>	32 lbs. (battery box), 13.5 lbs. each	30.25 lbs. each	4.5 lbs.	4.8 lbs.	9 lbs. each (12 AH), 20 lbs. per battery pack 14 lbs. each (18 AH), 29.5 lbs. per battery pack	8 lbs. (8 AH); 12 lbs. (16 AH)	14 lbs. each 29.5 lbs. per battery pack	9 lbs. each (12 AH), 20 lbs. per battery pack
BATTERY CHARGER	Off-board, 3.5 amp	Off-board, 3.5 amp	36 volt lithium, off-board	Off-board, 3.5 amp (lithium-ion)	Off-board, 2 amp	Off-board, 3.5 amp (lithium ion) <sup>13</sup>	Off-board, 2 amp	Off-board, 2 amp (12 AH)
HCPCS CODES	K0899*	K0899*	N/M (non-medical)	N/M (non-medical)	K0800 (Group 1, Standard)	K0899*	K0801 (Group 1, Heavy Duty)	K0899*
WARRANTY	Frame: Lifetime limited Drivetrain: 2-year limited Electronics: 2-year limited Batteries: 6-month limited	Frame: Lifetime limited Drive motors: 2-year limited Electronics: 2-year limited Batteries: 6-month limited	Frame: 3-year limited Electronics: 2-year limited Drivetrain, motor, battery and charger: 1-year limited	Frame: 3 years Electronics: 2 years (does not include charger); 1 year on motor, battery and charger	Frame: Lifetime limited Drivetrain: 2-year limited Electronics: 2-year limited Batteries: 6-month limited	Frame: Lifetime limited Drivetrain: 2-year limited Electronics: 2-year limited Batteries: 2-year limited	Frame: Lifetime limited Drivetrain: 2-year limited Electronics: 2-year limited Batteries: 6-month limited	Frame: Lifetime limited Drivetrain: 2-year limited Electronics: 2-year limited Batteries: 6-month limited



# PRIDE<sup>®</sup>

MOBILITY  
LIVE YOUR BEST<sup>®</sup>

(US) 800-800-8586 | (CAN) 888-570-1113 | [pridemobility.com](http://pridemobility.com) |    

1. Pride<sup>®</sup> FDA Class II Medical Devices are designed to aid individuals with mobility impairments.
2. Varies with user weight, terrain type, battery amp- hour (AH), battery charge, battery condition and tire condition. This specification can be subject to a variance of (+ or -) 10%.
3. Varies with user weight, terrain type, battery amp- hour (AH), battery charge, battery condition and tire condition. This specification can be subject to a variance of (+ or -) 10%.
4. Due to manufacturing tolerances and continual product improvement, this specification can be subject to variance of + or - 3%.
5. Deep cycle (AGM or gel cell type recommended).
6. Tested in accordance with ANSI/RESNA, WC Vol 2, Section 4 and ISO 7176-4 standards. Results derived from theoretical calculations based on battery specifications and drive system performance. Test conducted at maximum weight capacity.
7. Battery weight may vary based on manufacturer.
8. Width of base (not including seat).
9. Does not account for anti-tip clearance.
10. At midframe.
11. Product is available exclusively to Authorized Pride Brick & Mortar Providers. No internet sales are permitted. Available in store only. Other conditions apply.
12. Does not meet airline requirements.
13. Transport of this item on commercial aircraft is subject to federal regulations and airline policy. Please consult your airline prior to your flight to ensure your item and its lithium ion battery are permitted.

NOTE: All specifications subject to change without notice.

The information contained herein is correct at the time of publication; we reserve the right to alter specifications without prior notice. Speed and range vary with user weight, terrain type, battery charge, battery condition and tire pressure. Due to manufacturing tolerances and continual product improvement, length, width, turning radius and ground clearance can be subject to variance of + or - 3%. Dimensions listed are for scooter only. Overall measurements will vary based on seating and accessory selections.

N/M: This product is not a medical device and is not intended to assist, treat, diagnose, or alleviate any medical condition or disability.

\*K0899 – power mobility device, not coded by DME PDAC.

\*\*Not all accessories are available for all products. Please speak with your Provider for details and availability.

HCPCS codes provided should not be considered as legal advice and do not guarantee reimbursement. DME providers are responsible for determining appropriate billing codes when submitting for insurance reimbursement.

