

**PRIDE<sup>®</sup>**  
M O B I L I T Y  
L I V E Y O U R B E S T<sup>®</sup>

POWER CHAIR COLLECTION



**4-5**

Jazzy® EVO 614 / EVO 614HD

---

**6-7**

Jazzy EVO 613 Series

---

**8-9**

Jazzy Carbon® / Jazzy® Passport

---

**10-11**

Jazzy® Air 2

---

**12-13**

Go Chair® / Go Chair® MED

---

**14-15**

Jazzy® Elite ES / Jazzy 600 ES

---

**16-17**

Jazzy® Elite 14 / Elite HD

---

**18-19**

Jazzy® Select / 1450

---

**20-21**

Accessories / Technology

---

**22-23**

Specifications







The Pride® Power Chair Collection offers a wide range of mobility solutions that are built for the real world. From easily portable power chairs, to robust models with Active-Trac® ATX Suspension for enhanced performance over varied terrain, we have a power chair to suit anyone's needs. With superb construction, unparalleled maneuverability and ease of operation, it's no wonder our power chairs are America's favorite.

# Jazzy<sup>®</sup> EVO 614

With new 13.75-inch center drive wheels, a 3" ground clearance and new top speed of 4.4 mph, it's built for crossing the threshold for indoor and outdoor use. At just 22" inches, Jazzy EVO 614's turning radius comes in under two feet, which means your power wheelchair more easily navigates tight turns indoors.



\* Up to 21.5 miles per charge at 200 lbs.  
Up to 19 miles per charge at 300 lbs.

Up To  
**21.5**  
Miles Per Charge\*

**22"**  
Turning Radius

Up To  
**4.4mph**  
Maximum Speed

**300lbs.**  
Weight Capacity

FDA Class II Medical Device<sup>1</sup>

Black (matte)

White (matte)

Red (matte)

Robin's Egg Blue (matte)

Iceberg Blue (matte)

Sugar Plum (matte)



Up To  
**21.5**  
Miles Per Charge\*

**22"**  
Turning Radius

Up To  
**4.88mph**  
Maximum Speed

**450lbs.**  
Weight Capacity

\* Up to 21.5 miles per charge at 200 lbs.  
Up to 13 miles per charge at 450 lbs.



FDA Class II Medical Device<sup>1</sup>

# Jazzy<sup>®</sup> EVO 614HD

The Jazzy<sup>®</sup> EVO 614HD has tall 13.75-inch drive wheels, the centerpiece for Pride's beloved Mid-Wheel 6<sup>®</sup> platform. Active-Trac<sup>®</sup> ATX Suspension adapts to the terrain for a smooth ride. And now, with a new memory foam seat, your Jazzy EVO 614HD is ready to provide all-day comfort right out of the box.



Black (matte)
White (matte)
Red (matte)
Robin's Egg Blue (matte)
Iceberg Blue (matte)
Sugar Plum (matte)



# Jazzy<sup>®</sup>

## EVO 613 SERIES

You will love the all-new Medicare-reimbursable Jazzy<sup>®</sup> EVO 613 series! You can choose between the EVO 613 or the EVO 613 Li, which uses a lithium battery for longer life, more convenient charging and fewer service calls.



**EVO 613 Li** (200 lbs.): Up to 21 miles per charge  
**EVO 613 Li** (300 lbs.): Up to 17.6 miles per charge  
**EVO 613** (200 lbs.): Up to 17.1 miles per charge  
**EVO 613** (300 lbs.): Up to 14 miles per charge

Up To  
**21**  
Miles Per Charge\*

**22"**  
Turning Radius

Up To  
**5.1 mph**  
Maximum Speed

**300 lbs.**  
Weight Capacity

FDA Class II Medical Device<sup>1</sup>

\* 21 mile range requires Lithium battery and 200 lbs. or less user weight.

Black (matte)

White (matte)

Red (matte)

Robin's Egg Blue (matte)

Iceberg Blue (matte)

Sugar Plum (matte)



# GET THE **LITHIUM ADVANTAGE** WITH THE JAZZY® EVO 613 Li.



Jazzy® EVO 613 Li shown  
in Black (matte)



**25%**  
**FASTER**  
CHARGING TIME

**55%**  
**LIGHTER**  
WEIGHT

**300%**  
**LONGER**  
BATTERY LIFE CYCLE

**13"**  
**WHEELS**

**3"**  
**GROUND**  
CLEARANCE

# Jazzy<sup>®</sup> carbon

The Jazzy<sup>®</sup> Carbon uses ultralight but exceptionally strong carbon fiber technology for its frame and a lightweight, reliable lithium-ion battery. Travelers keep their Jazzy<sup>®</sup> Carbon charged and standing by for spontaneous jet-setting adventures.



**9.3**  
Miles Per Charge

**43.6lbs.**  
Overall Weight

Up To  
**3.7mph**  
Maximum Speed

**300lbs.**  
Weight Capacity

FDA Class II Medical Device<sup>1</sup>

Black

White



Height: 28.3"  
Width: 24"  
Depth: 12.2"



Up To  
**8.6**

Miles Per Charge at 220 lbs.

**24.25"**

Turning Radius

Up To  
**3.6mph**

Maximum Speed

**250lbs.**

Weight Capacity



FDA Class II Medical Device<sup>1</sup>

**Jazzy<sup>®</sup>**  
**PASSPORT**

Your destination awaits! Whether you are an avid jet setter to remote areas, or a train commuter to the big city, the Jazzy<sup>®</sup> Passport<sup>1</sup> folds and unfolds in just a few steps.

Compact and lightweight for hassle-free travel, enjoy abundant storage and comfortable seating.



*Black*

# Jazzy air<sub>2</sub>

Press, elevate and go!

The Jazzy Air® 2<sup>1</sup> elevates 12 inches at the touch of a button. Feel empowered with this sleek technology that allows you to be face to face with your loved ones. Drive at 4 mph while elevated. It's the future of mobility, and the future is yours.

FDA Class II Medical Device<sup>1</sup>



Up To  
**16.6**

Miles Per Charge at 220 lbs.  
(Up to 15 miles at 300 lbs.)

**24.25"**

Turning Radius

Up To  
**4mph**

Maximum Speed  
Elevated and Non-Elevated

**300lbs.**

Weight Capacity

Silver

Pearl White

Ruby Red

Onyx Black

Pink Topaz

Sapphire Blue

Citrine Yellow

Garnet Red (matte)

Tanzanite (matte)

Black Pearl (matte)









# GOCHAIR®

Compact. Bold. Endless possibilities. The Go Chair®<sup>1</sup> is #1 for portability for easy disassembly in your fast-paced world. Enjoy under seat storage and complete comfort. Choose from six gorgeous colors and let your personality shine through.



Up To  
**13.2**  
Miles Per Charge at 200 lbs.

**25.5"**  
Turning Radius

Up To  
**3.8mph**  
Maximum Speed

**300lbs.**  
Weight Capacity

FDA Class II Medical Device<sup>1</sup>

Ruby Red

Pearl White

Amber Orange

Citrine Yellow

Rose Quartz

Sapphire Blue



Up To  
**8.6**

Miles Per Charge at 200 lbs.

**25.5"**

Turning Radius

Up To  
**3.7mph**

Maximum Speed

**300lbs.**

Weight Capacity



FDA Class II Medical Device<sup>1</sup>

**GO CHAIR<sup>®</sup>**  
**MED**

With convenient feather-touch disassembly, the Go Chair<sup>®</sup> MED allows you to experience light-weight travel and independence on the go. Compact, portable and perfect for travel, the Go Chair<sup>®</sup> MED is a feature-rich power chair that disassembles easily in just a few steps!



*Black*





An experience so superior, it can only be elite. The Jazzy® Elite ES<sup>1</sup> features large, front-drive wheels to absorb the bumps and uneven surfaces of everyday life. The comfortable, high-back seat gives you the support you need all day, every day.



Up To  
**15**  
Miles Per Charge

**24.75"**  
Turning Radius

Up To  
**4mph**

**300lbs.**  
Weight Capacity

FDA Class II Medical Device<sup>1</sup>

Candy Apple Red





Up To  
**24.8**  
Miles Per Charge

**20.5"**  
Turning Radius

Up To  
**4mph**

**300lbs.**  
Weight Capacity



FDA Class II Medical Device<sup>1</sup>

**Jazzy**  
600 ES

Life may be complicated, yet your power chair should be simple. The Jazzy® 600 ES<sup>1</sup> has 14-inch drive wheels and independent front casters that handle terrain changes easily.

Enjoy aggressive precision, a tight turning radius and a flawless design.



Cardinal Red

# Jazzy

ELITE 14

An elite design delivers elite performance. The Jazzy® Elite 14<sup>1</sup> features front-wheel drive for the tightest turns. Large drive wheels provide superior climbing power over life's obstacles. A high-back seat ensures absolute comfort all day.

---



Up To  
**21**

Miles Per Charge at 200 lbs.

**24"**

Turning Radius

Up To  
**4mph**

**300lbs.**

Weight Capacity

FDA Class II Medical Device<sup>1</sup>

Jazzy Red





Up To  
**14.4**  
Miles Per Charge

**24"**  
Turning Radius

Up To  
**4mph**  
Maximum Speed

**450lbs.**  
Weight Capacity



FDA Class II Medical Device<sup>1</sup>

**Jazzy**  
ELITE HD

Experience the power and versatility of the Jazzy® Elite HD. Large front wheels absorb and climb, easily tackling life's everyday obstacles. An intuitive hand control ensures effortless operation and simple maneuvering.



Jazzy Red

Jazzy Blue





Access your world with ease with the Jazzy Select,<sup>®1</sup> a simple yet powerful choice, with a tight turning radius and smooth ride. Maneuver through your home effortlessly with the intuitive controller. Stay mobile and comfortable all day, every day.



FDA Class II Medical Device<sup>1</sup>

Up To  
**19.4**  
Miles Per Charge

**22.5"**  
Turning Radius

Up To  
**4.3mph**  
Maximum Speed

**300lbs.**  
Weight Capacity

Jazzy Red



Up To  
**15.7**  
Miles Per Charge

**26.5"**  
Turning Radius

Up To  
**4.9mph**  
**600lbs.**  
Weight Capacity



FDA Class II Medical Device<sup>1</sup>

**Jazzy**  
1450

With a robust and heavy-duty design, the Jazzy® 1450<sup>1</sup> ensures powerful performance with front-wheel drive and efficient motors. Knobby drive tires provide the traction you need over uneven terrain. With speeds up to 4.5 mph, live life on your terms.




Candy Apple Red

Viper Blue



# ACCESSORIES



1. Cup Holder | 2. Swing-Away Joystick | 3. Rear Basket | 4. Walker Holder | 5. Cell Phone Holder | 6. Cane/Crutch Holder | 7. Lap Belt | 8. Elevating Legrests | 9. Swing-Away Legrests | 10. Oxygen Tank Holder | 11. Military Patches | 12. Weather Cover | 13. Stealth Products® Cushions | 14. Heel Loops | 15. Saddle Bag | 16. XLR USB Charger | 17. Safety Flag



# INNOVATIVE TECHNOLOGY

We take innovation to the next level with a wide variety of technologies and state-of-the-art development.

Mid-Wheel 6® Technology and Active-Trac® ATX Suspension allow the active front casters to lift when climbing a threshold or obstacle, while also dropping down for stability when descending.

In-line motors deliver enhanced torque, battery range and reliability for the most dependable performance.

Power elevated seating on the Jazzy Air® 2<sup>1</sup> features Extra Stability Technology®, mechanically stabilizing the power base, for ultimate security when driving at 4 mph while elevated.



FDA Class II  
Medical Device<sup>1</sup>



FDA Class II  
Medical Device<sup>1</sup>







FDA Class II Medical Device<sup>1</sup>

	NON-CODED*				CODED	
MODEL NAME	JAZZY AIR® 2¹	JAZZY® CARBON¹	JAZZY® PASSPORT¹	GO CHAIR®¹	GO CHAIR MED®¹	JAZZY® ELITE ES¹
WEIGHT CAPACITY	300 lbs.	300 lbs.	250 lbs.	300 lbs.	300 lbs.	300 lbs.
TURNING RADIUS³	24.25"	24"	24.25"	25.5"	25.5"	24.75"
OVERALL LENGTH /WIDTH³	42" (w/footplate) / 23.25"	37" / 24"	40" / 23.5"	28.5" / 22.5"	28.5" / 22.5"	34.75" / 22.75"
MAXIMUM SPEED⁸	Up to 4 mph (elevated and non-elevated)	Up to 3.7 mph	Up to 3.6 mph	Up to 3.8 mph	Up to 3.7 mph	Up to 4 mph
GROUND CLEARANCE³	1" at motor bracket	2"	3" at motor	1.75" at motor	1.75" at motor	1.85" at motors
FRONT WHEELS	6" solid casters	7" solid casters	8" solid casters	6" solid casters	6" solid casters	3" solid anti-tips
DRIVE WHEELS	10" solid	8.5" solid	11.25" perforated	9" solid	9" solid	9" solid
REAR WHEELS	6" solid casters	N/A	1.75" anti-tips	3" solid anti-tips	3" solid anti-tips	6" solid casters
DRIVETRAIN	Two-motor, Mid-Wheel 6®	24v/250W brushless motors	Two-motor, rear-wheel drive	Two-motor, rear-wheel drive	Two-motor, rear-wheel drive	Two-motor, in-line, front-wheel drive
BRAKING SYSTEM	Regenerative and electro-mechanical	Regenerative and electro-mechanical	Regenerative and electro-mechanical	Regenerative and electro-mechanical	Regenerative and electro-mechanical	Regenerative and electro-mechanical
SUSPENSION	Active-Trac® (ATX) with Mid-Wheel 6® Technology	Front	Limited	Limited	Limited	Limited
HIGH-BACK SEAT (MAX. SIZE)	20" W x 20"-22" D	N/A	N/A	N/A	N/A	20" W x 20" D
HIGH-BACK SEAT-TO-FLOOR RANGE	21.25" - 33"	20.25" with cushion 18.75" without cushion	19"	N/A	N/A	21.5" - 23.5"
SYNERGY® SEATING	N/A	N/A	N/A	N/A	N/A	N/A
SYNERGY® SEAT SEAT-TO-FLOOR RANGE	N/A	N/A	N/A	N/A	N/A	N/A
POWER ELEVATING SEAT⁶	Standard	N/A	N/A	N/A	N/A	N/A
STANDARD ELECTRONICS	40A, PG VR2	35A Brushless Micon	50A, PG VSI	40A, PG GC3	40A, PG GC3	40A, PG GC3
BATTERY SIZE⁵	(2) 12 volt, U-1 (std.), 40 AH (optional)	24V 12AH (288WH) lithium-ion	(1) 25.2V 18 AH lithium ion, (1) 25.2V 10.4 AH lithium ion travel battery	(2) 18 AH, 12 volt, deep-cycle	(2) 18 AH, 12 volt, deep-cycle	(2) U-1
STANDARD BATTERY CHARGER	Off-board, 5 amp	Off-board, 2 amp lithium-ion	Off-board, 2 amp	Off-board, 2 amp	Off-board, 2 amp	Off-board, 3.5 amp
RANGE PER CHARGE ²,⁸	Up to 15 miles at 300 lbs. Up to 16.6 miles at 220 lbs.	Up to 9.3 miles	Up to 7.9 miles at 250 lbs. (18AH), Up to 8.6 miles at 220 lbs. (18AH), Up to 4.6 miles at 250 lbs. (10AH), Up to 5 miles at 220 lbs. (10AH),	Up to 8.7 miles at 300 lbs. Up to 13.2 miles at 200 lbs.	Up to 8.6 miles	Up to 15 miles
BATTERY WEIGHT⁴	24.5 lbs. each (U-1) 32.5 lbs. each (40 AH)	4 lbs.	7.6 lbs.(18AH), 5.2 lbs. (10.4AH travel battery)	14 lbs. each	14 lbs. each	25 lbs. each
WEIGHT OF HEAVIEST PIECE³	202 lbs. (with seat)	39.6 lbs.	59.8 lbs. (no disassembly) ⁷	36 lbs.	36 lbs.	69 lbs.
STANDARD SEAT WEIGHT	41 lbs.	N/A	N/A	30 lbs. (18" compact foldable)	29 lbs. (18" compact foldable)	50.2 lbs. (comfort, high-back)
STANDARD SEAT SIZE	16"x16-18", 18"x18-20", 20"x20-22"	17" x 17" black foam	17.5"x16.5"	18"x17", 20"x18"	18"x17", 20" x 18"	16"x16-18", 18"x18-20", 20"x18-20"
HCPCS CODES	K0899*	K0899*	K0899*	K0899*	Group 2: Standard, Portable (K0821)	Group 2: Standard (K0822/K0823)
WARRANTY	Frame: 5-year limited Drive motors: 13-month Electronics: 13-month Batteries: 13-month	Frame: Lifetime limited 1-year limited on electrical control/ lever system, motor/ drive system, bearing sleeve and battery	Frame: 5-year limited Drive motors: 13-month Electronics: 13-month Batteries: 13-month	Frame: 5-year limited Drive motors: 13-month Electronics: 13-month Batteries: 13-month	Frame: 5-year limited Drive motors: 13-month Electronics: 13-month Batteries: 13-month	Frame: 5-year limited Drive motors: 13-month Electronics: 13-month Batteries: 13-month



CODED						
JAZZY® EVO 614 AND EVO 614HD¹	JAZZY® EVO 613 SERIES¹	JAZZY® ELITE 14¹	JAZZY® 600 ES¹	JAZZY® ELITE HD¹	JAZZY SELECT®¹	JAZZY® 1450¹
300 lbs. (HD: 450 lbs.)	300 lbs.	300 lbs.	300 lbs.	450 lbs.	300 lbs.	600 lbs.
22"	22"	24"	20.5"	24"	22.5"	26.5"
40.5" / 25.4"	35" / 22"	35.5" / 24.25"	35.5" / 24.5"	35.5" / 24.25"	32.99" / 23.75"	38.25" / 29.25"
Up to 4.4 mph (HD: 4.88 mph)	Up to 5.1 mph	Up to 4 mph	Up to 4 mph	Up to 4 mph	Up to 4.3 mph	Up to 4.9 mph
3"	3" at motor bracket	3" at battery tray	2.75"	3" at battery tray	0.75" at motor bracket	1.5" at anti-tips
6"	5" solid casters	3" solid anti-tips	6" solid OMNI-casters	3" solid anti-tips	5" solid anti-tips	4" solid anti-tips
13.75" perforated	13" solid	14" foam filled	14" foam filled	14" foam filled	10" solid	14" solid
6"	5" solid	6" solid casters	6" solid OMNI-casters	6" solid casters	6" solid casters	9" solid casters
Two in-line HD motors	Two-motor, in-line, mid-wheel drive	Two-motor, front-wheel drive	Two-motor, mid-wheel drive	Two-motor, in-line, front-wheel drive	Two-motor, mid-wheel drive	Two-motor, front-wheel drive
Regenerative and electro-mechanical	Regenerative and electro-mechanical	Regenerative and electro-mechanical	Regenerative and electro-mechanical	Regenerative and electro-mechanical	Regenerative and electro-mechanical	Regenerative and electro-mechanical
Full independent front & rear Active-Trac® ATX Suspension	Active-Trac® (ATX)	Limited	Active-Trac® (ATX) Mid-Wheel 6® Technology	Limited	Active-Trac® (ATX)	Swing Arm
20"x18-20" (HD: 22"x20-22")	20"W x 18-20"D	20"W x 20"D	20" W x 20" D	22" W x 22" D	20"W x 20"D	32" W x 28" D
22" - 24"	19.75" - 21.25"	20" - 22"	20.5" - 22.5"	20" - 22"	21" - 22"	20.5" - 22.5"
N/A	N/A	20"W x 20"D	20"W x 20"D	24"W x 24"D	20"W x 20"D	32" W x 28" D
N/A	N/A	15.75" - 17.75"	15.875" - 17.875"	15.75" - 17.75"	17.25" - 19.25"	17.25" - 19.25"
N/A	N/A	N/A	N/A	N/A	N/A	N/A
60A Dynamic Linx	40A, PG GC3	50A, Dynamic Linx	50A, Dynamic LiNX	50A, Dynamic LiNX	40A, PG GC3	90A, PG VR2
(2) NF-22	EVO 613: (2) 12 volt, U-1 EVO 613 Li: (1) 25.6V, 32.4 Ah lithium iron phosphate	(2) 12 volt, NF-22	(2) 12 volt, NF-22	(2) 12 volt NF-22	(2) 12 volt, U-1	(2) 12 volt, Group 24
Off-board, 5 amp	Off-board, 3.5 amp	Off-board, 5 amp	Off-board, 5 amp	Off-board, 5 amp	Off-board, 3.5 amp	Off-board, 8 amp
Up to 19 miles at 300 lbs. Up to 21.5 miles at 200 lbs. (HD: Up to 13 miles at 450 lbs. Up to 21.5 miles at 200 lbs.)	EVO 613 Li: 21 miles @ 200 lbs. EVO 613 Li: 17.6 miles @ 300 lbs. EVO 613: 17.1 miles @ 200 lbs. EVO 613: 14 miles @ 300 lbs.	Up to 21 miles @ 200 lbs. Up to 18 miles @ 300 lbs.	Up to 29.5 miles @ 200 lbs. Up to 24.8 miles @ 300 lbs.	Up to 14.4 miles	Up to 19.4 miles	Up to 16.5 miles
36 lbs. each	EVO 613 Li: 18.5 lbs. EVO 613: 23.5 lbs.	37 lbs. each	37 lbs. each	37 lbs. each	25.2 lbs. each	52 lbs. each
125.7 lbs.	94 lbs.	99 lbs.	124 lbs.	99 lbs.	94 lbs.	195 lbs.
57.8 lbs. (memory foam)	48 lbs. (18" memory foam high-back)	51.8 lbs. (18" high-back)	51.8 lbs. (18" high-back)	51.8 lbs. (high-back)	50.2 lbs. (comfort, high-back)	52 lbs. (high-back)
16"x16-18", 18"x18-20", 20"x18-20"; (HD: 18"x18-20", 20"x18-20", 22"x20-22")	16" x 16-18", 18" x 18-20", 20" x 18-20"	18"x18- 20", 20"x18-20", 22"x20-22"	18"x18-20", 20"x18-20"	18"x18-20", 20"x18-20", 24"x24"	16"x16-18", 18"x18-20", 20"x18-20"	22"x20"- 24"x24"
Group 2: Standard (K0822/K0823); (614HD: Group 2: Heavy Duty (K0824/K0825)	Group 2: Standard (K0822/K0823)	Group 2: Standard (K0822/K0823)	Group 2: Standard (K0822/K0823)	Group 2: Heavy Duty (K0824/K0825)	Group 2: Standard (K0822/K0823)	Group 2: Very Heavy Duty (K0826/K0827), Single Power Very Heavy Duty (K0839)
Frame: 5-year limited Drive motors: 13-month limited Electronics: 13-month limited Batteries: 13-month limited	Frame: 5-year limited Drive motors: 24-month limited Electronics: 24-month limited Lithium battery: 3-year limited SLA battery: 13-month limited	Frame: 5-year limited Drive motors: 13-month Electronics: 13-month Batteries: 13-month	Frame: 5-year limited Drive motors: 13-month Electronics: 13-month Batteries: 13-month	Frame: 5-year limited Drive motors: 13-month Electronics: 13-month Batteries: 13-month	Frame: 5-year limited Drive motors: 13-month Electronics: 13-month Batteries: 13-month	See Footnote 9 on back page.



(US) 800-800-8586 | (CAN) 888-570-1113 | [pridemobility.com](http://pridemobility.com) |    



**Note:** Transport of the Jazzy® Passport and Jazzy® Carbon on commercial aircraft is subject to federal regulations and airline policy. Please consult your airline prior to your flight to ensure your product and its lithium-ion battery are permitted.

- 1 Pride® Power Chairs are FDA Class II Medical Devices designed to aid individuals with mobility impairments.
- 2 Tested in accordance with ANSI/RESNA, MC Vol2, Section 4 & ISO 7176-4 standards. Results derived from theoretical calculations based on battery specifications and drive system performance. Test conducted at maximum weight capacity.
- 3 Due to manufacturing tolerances and continual product improvement, this specification can be subject to a variance of (+ or -) 3%.
- 4 Battery weight may vary based on battery manufacturer.
- 5 AGM or gel cell type required.
- 6 Maximum weight capacity is reduced to 400 lbs. (181 kg) on 18" deep seat configurations.
- 7 Seat weight included. Unit does not disassemble.
- 8 Varies with user weight, terrain type, battery amp-hour (AH), battery charge, battery condition, and tire condition. This specification can be subject to a variance of (+ or -) 10%.
- 9 K0826/K0827 Models: Lifetime limited on frame; 13-month limited on electronics; 13-month limited on drive motors; 13-month on batteries.  
K0839 Model: Lifetime limited on frame; 2-year limited on electronics; 18-month limited on drive motors; 13-month on batteries.
- 10 Not all accessories are available for all products. Please speak with your Provider for details and availability.

NOTE: All specifications subject to change without notice.

The information contained herein is correct at the time of publication; we reserve the right to alter specifications without prior notice. Speed and range vary with user weight, terrain type, battery charge, battery condition and tire pressure. Due to manufacturing tolerances and continual product improvement, length, width, turning radius and ground clearance can be subject to variance of + or - 3 %. Dimensions listed are for power chair only. Overall measurements will vary based on seating and accessory selections.

HCPCS codes provided should not be considered as legal advice and do not guarantee reimbursement. DME providers are responsible for determining appropriate billing codes when submitting for insurance reimbursement.

\* K0899 - power mobility device, not coded by DME PDAC.

